

not

have

would



not have would contractions

should've



©theclassroomkit.com

I've



©theclassroomkit.com

you've



©theclassroomkit.com

we've



©theclassroomkit.com

they've



©theclassroomkit.com

could've



©theclassroomkit.com

would've



©theclassroomkit.com

must've



©theclassroomkit.com

isn't



wasn't



can't



didn't



couldn't



doesn't












wouldn't



hadn't







Contractions Game

Contractions
not have would

Instructions: Shuffle the cards and place face down in a stack. Take it in turns to take a card and read the word aloud. Place it (face up) on the matching word contraction pile (the word that has been contracted to form the new word). The player who places the 3rd card on a pile, takes the cards to keep. Continue until all cards are played. The player with the most cards at the end is the winner.