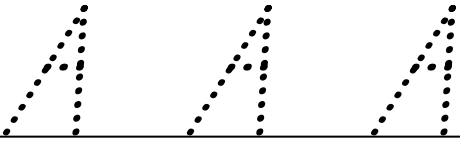






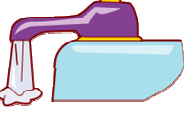

Name: _____

Teacher instructions: Introduce students to the activity by stating what each picture is. Students say each word aloud and write any sounds they can hear. Students add "z" in the spaces below, sound the words aloud, and then draw the picture. The goals of this activity are for students to have explicit opportunities to practice sounding out words, and for teachers to assess students' phonemic understandings and specific letter sound knowledge.

Practice writing this letter and making the sound:



Write these words. (The "a" is in the middle)

Add the "a" and draw these pictures. Read the words.

m_n	l_p	h_t
c_t	b_g	s_d